



# Caledonian

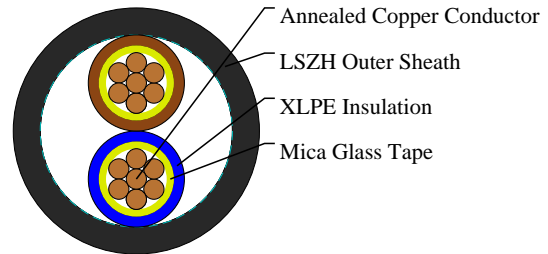
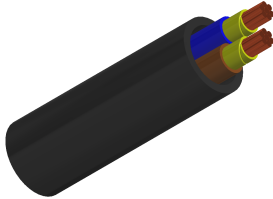
## FIREFLIX Fire Resistant Power & Control Cables

www.caledonian-cables.com

marketing@caledonian-cables.com

### 600/1000V Mica+XLPE Insulated, LSZH Sheathed Power Cables to BS 8573 (2 Cores)

FFX400 1mRZ1-R (CU/MGT+XLPE/LSZH 600/1000V Class 2)



### APPLICATIONS

The cables are mainly used in power stations, mass transit underground passenger systems, airports, petrochemical plants, hotels, hospitals and high-rise buildings.

### STANDARDS

Basic design adapted from BS 8573:2012

### APPROVALS

TUV Certification(B 098200 0027 Rev.00)

### FIRE PERFORMANCE

Circuit Integrity	EC 60331-21; BS 6387; BS 8491
Flame Retardance (Single vertical wire or cable test)	IEC 60332-1-2; EN 60332-1-2
Reduced Fire Propagation (Vertically-mounted bundled wires & cables test)	IEC 60332-3-24; EN 60332-3-24
Halogen Free	IEC 60754-1; EN 50267-2-1
No Corrosive Gas Emission	IEC 60754-2; EN 50267-2-2
Minimum Smoke Emission	IEC 61034-2; EN 61034-2

### VOLTAGE RATING

600/1000V

### CABLE CONSTRUCTION

Conductor: Annealed copper conductor, stranded according to BS EN 60228 class 2.

Fire Barrier: Mica glass tape.

Insulation: Thermosetting insulation XLPE Type GP 8 according to BS 7655-1.3. HEPR Type GP 6 according to BS 7655-1.2 or crosslinked polyolefin material type EI 5 according to BS EN 50363-5 can be offered as option.

Inner Covering Option: The optional inner covering, where used, shall consist of an extruded layer of synthetic polymeric material. It shall surround the single core and the laid-up two, three, four or five cores, giving the assembly a practically circular shape.



# Caledonian

## FIREFLIX Fire Resistant Power & Control Cables

www.caledonian-cables.com

marketing@caledonian-cables.com

Outer Sheath: Extruded layer of polymeric material LTS 4 according to BS 7655-6.1.

Outer Sheath Option: UV resistance, hydrocarbon resistance, oil resistance, anti-rodent and anti-termite properties can be offered as option.

### COLOUR CODE

Insulation Colour

2-core: Brown and blue.

Sheath Colour: Black; other colours can be offered upon request.

### PHYSICAL AND THERMAL PROPERTIES

Maximum temperature range during operation: 90°C

Maximum short circuit temperature (5 Seconds): 250°C

Minimum bending radius

circular copper conductors  $OD \leq 25\text{mm}$ : 4 × Overall Diameter

shaped copper conductors: 8 × Overall Diameter

### DIMENSION AND PARAMETERS

No. of Cores × Cross-sectional Area	Conductor Class	Nominal Insulation Thickness	Nominal Thickness of Inner Covering	Nominal Sheath Thickness	Approx. Overall Diameter	Approx. Weight
No. x mm <sup>2</sup>		mm	mm	mm	mm	kg/km
2x10	2	0.7	0.6	1.8	16.5	370

### Current-Carrying Capacities (Amp) according to BS 7671:2008 table 4E2A

Conductor Cross-sectional Area	Ref. Method A 2cables, 1-phase a.c. or d.c.	Ref. Method A 3/4 cables, 3-phase a.c.	Ref. Method B 2 cables, 1-phase a.c. or d.c.	Ref. Method B 3/4 cables, 3-phase a.c.	Ref. Method C 2 cables, 1-phase a.c. or d.c. flat and touching	Ref. Method C 3/4 cables, 3-phase a.c. flat and touching or trefoil	Ref. Method E One 2C cable, 1-phase a.c. or d.c.	Ref. Method E One 3C or 4C cable, 3-phase a.c.
mm <sup>2</sup>	A	A	A	A	A	A	A	A
10	57	51	69	60	80	71	86	75

### Voltage Drop (Per Amp Per Meter) according to BS 7671:2008 table 4E2B

Conductor Cross-sectional Area	2C cable, d.c.	2C cable, 1-phase a.c.	3C or 4C cable, 3-phase a.c.
mm <sup>2</sup>	mV/A/m	mV/A/m	mV/A/m
10	4.7	4.7	4.0



# Caledonian

## FIREFLIX Fire Resistant Power & Control Cables

[www.caledonian-cables.com](http://www.caledonian-cables.com)

[marketing@caledonian-cables.com](mailto:marketing@caledonian-cables.com)



Rated voltage



BS 8573




Circuit Integrity  
IEC 60331-21/BS6387/BS 8491



Flame Retardancy  
BS/EN/IEC 60332-1-2



Flame Retardancy  
BS/EN/IEC 60332-3-24



Halogen Free  
IEC 60754-1



Low Corrosivity  
IEC 60754-2



Low Smoke Emission  
IEC 61034-2